


# Blessed by Nature

By: *Lisa Audit*



**Fabric A**  
3041-17813-404  
1 1/2 yds.



**Fabric B**  
3041-17814-440  
1 1/2 yds.



**Fabric C**  
3041-17811-227  
1 1/2 yds.



**Fabric D**  
3041-17810-773  
1 1/2 yds.



**Fabric E**  
3041-17812-477  
5/8 yd. (Binding Only)

Quilter's Choice

**Fabric F**  
Backing Only  
44/45" - 3 1/4 yds.



**Quilt Size: 48" x 64"**



# BASIC Medium Throw Quilt #5

## Featuring *Blessed by Nature*

Please read all instructions carefully AND identify all fabrics before beginning.

All instructions include a 1/4" seam allowance and strips are cut selvage to selvage, unless stated otherwise.

### 1. Cut the following:


**Fabrics A, B, C, and D** - From each fabric:

Cut (6) 4-1/2" strips, subcut (48) 4-1/2" squares

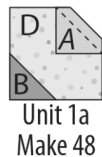
Cut (6) 2-1/2" strips, subcut (96) 2-1/2" squares

**Fabric E** - Cut (6) 2-1/2" strips (binding)

### 2. Piecing Order:

1. Draw a diagonal line across the wrong side of all the **Fabrics A, B, C, and D** 2-1/2" squares. 

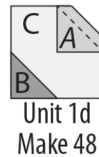
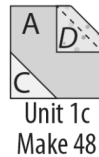
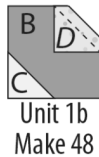
2. Arrange 1 each **Fabrics A and B** 2-1/2" squares on a **Fabric D** 4-1/2" square as shown. Stitch along marked lines. Trim seam allowances to 1/4". Press triangles out. Make a total of 48 Unit 1a (4-1/2" square unfinished).



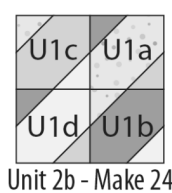
*Letters in italics indicate wrong side of fabric.*

*Shading of diagrams may vary depending on fabrics used.*

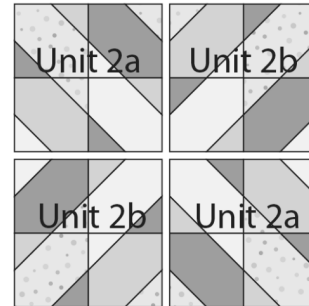
3. In the same manner, make 48 each Units 1b-1d.



4. Arrange 1 each Units 1a-1d in 2 rows. Stitch into rows. Sew rows together. Make a total of 24 each Units 2a and 2b (8-1/2" square unfinished).



5. Arrange 2 each Units 2a and 2b in 2 rows as shown. Stitch into rows. Sew rows together. Make a total of 12 blocks (16-1/2" square unfinished).



Make 12 Blocks

6. Refer to Quilt Layout (Page 2) for arrangement and placement of blocks.

7. Arrange blocks in 4 rows of 3 blocks each. Sew rows together to complete the top.

8. The quilt measures approximately 48-1/2" x 64-1/2" (unfinished). Make backing (**Fabric F**) approximately 8" larger than the top.

9. Layer and baste top, batting, and backing together. Quilt as desired. Attach binding (**Fabric E**) and enjoy!!

# BASIC Medium Throw Quilt #5

## Featuring *Blessed by Nature*

### QUILT LAYOUT

*Shading of Quilt Layout may vary depending on fabrics used.*

